BARRIERS AND PARKING MANAGEMENT SYSTEMS

NEW. Barrier SH 30, parking space management system Park NFC, Lite, number plate recognition with HCAM Dome and HCAM Smart

HÖRMANN

HÖRMANN
CAUTION

Contents

4 **Good reasons to try Hörmann**

8 **Barriers**

10 **Good reasons to try Hörmann barriers**

16 **Application areas**

22 **Versions, accessories, technology**

24 Product comparison SH barrier series

26 Automatic Barriers
NEW. SH 30, SH 50, SH 100, SH 300, SH 600

36 Optional equipment

40 Customised access authorisation

42 HCAM Basic, **NEW.** HCAM Dome, **NEW.** HCAM Smart

45 Cloud Unit W5-B

46 Control housing

48 Accessories

50 **Parking space management systems**

52 **Good reasons for parking space management systems**

54 **Application areas**

58 **Versions, accessories, technology**

60 Parking space management systems
NEW. Park NFC Lite, Park NFC, Park LIVA

Brand quality made in Germany

The family-owned company Hörmann offers all important construction components for building and renovating projects from a single source. We manufacture in highly specialised factories using state-of-the-art production technologies. Our employees work intensively on new products, continual further developments and improvements to details. The results are patents and unique products on the market.

WE THINK AND ACT GREEN. As a family business, we are very conscious of our responsibility to future generations and will offer all products for construction projects as CO_2-neutral versions upon customer request. In this way, customers have the option to offset remaining emissions and make a contribution to climate protection when purchasing our products. The Hörmann sustainability strategy aims to reduce and avoid emissions. We cover 100% of our electrical power needs at all European production sites with genuine green electricity from renewable sources. We also apply many other measures to reduce our consumption and save more than 75000 tonnes of CO_2 each year. We work with ClimatePartner to offset the remaining emissions by supporting certified climate protection projects.

You can find further information at
www.hoermann.com/sustainability

ClimatePartner certified product
climate-id.com/FYZNUF

CO_2
measure
reduce
contribute

Easy to fit and service

A refined concept and the high-quality workmanship of all components make installation and maintenance straightforward processes. This ensures maximum reliability and trouble-free perimeter protection. OnlineControl-compliant Hörmann barriers can also be connected to our server-based remote maintenance access system. The remote malfunction analysis minimises repair times on location and prevents repeated deployment.

Round-the-clock service

FAST SERVICE. For all perimeter protection systems, we recommend regular maintenance in accordance with the manufacturer's specifications to ensure flawless operation at all times. Hörmann offers consulting, maintenance and repairs in many countries. Our extensive service network means that we are always nearby and at your service around the clock. Our customers can rely on us.

10-year guaranteed availability

HÖRMANN SPARE PARTS. It goes without saying that spare parts for all our components are original Hörmann parts that come with a 10-year guaranteed availability.

SERVICE-FRIENDLY COMPONENTS. The control unit is well protected and integrated directly into the barrier housing. The modular structure allows the convenient fitting or replacement of the individual components. This way, potential malfunctions can be quickly and easily recognised and resolved. Additional extensions, such as the module for the ID card management system, are directly integrated into the barrier housing.


ade



Barriers

10 Good reasons to choose Hörmann barriers

16 Application areas

16 Barriers for housing complexes and blocks of flats

18 Employee parking spaces and company premises

20 Hotel car parks and parking spaces on campsites

22 Versions, accessories, technology

24 Product comparison SH barrier series

26 **NEW.** Automatic barrier SH 30

28 Automatic barrier SH 50

30 Automatic barrier SH 100

32 Automatic barrier SH 300

34 Automatic barrier SH 600

36 Standard equipment

38 Optional equipment

40 Customised access authorisation

42 HCAM Basic

43 **NEW.** HCAM Dome

44 **NEW.** HCAM Smart

45 Cloud Unit W5-B

46 Control housing

48 Accessories

Personal safety

Hörmann barrier systems are intended first and foremost to protect people. For this reason, our barriers are designed to fulfil the strict requirements of DIN EN 12453. The electronic power limit, the rubber profile on the underside of the barrier boom and the optional laser scanner ensure maximum protection for vehicles and people.

POWER LIMIT. On SH series barriers with 24 V DC drive (SH 30, SH 50, SH 100 and SH 300), the microprocessor-controlled power limit ensures that the barrier boom stops when it hits an obstacle. The forces occurring are much lower than the maximum value specified by the standard. The rubber profile on the underside of the barrier boom enhances this protection. (minimum protection level 2)

PHOTOCELL. The use of additional photocells minimises the risk of contact with the barrier boom. (In combination with power limit minimum protection level 3)

NEW. RADAR SENSOR R-LOOP. Thanks to the radar sensor R-Loop, there is no need to install an induction loop in the road surface. This makes the R-Loop the ideal alternative to the photocell and induction loop combination. The radar sensor is also approved for personal protection at power-limited barriers (all except for SH600).

LASER SCANNER. A laser scanner ensures that people and vehicles in the vicinity of the barrier are detected automatically, which further improves safety in the area below the barrier boom. (minimum protection level 4 – highest level)

PROTECTION AGAINST CRUSHING, SHEARING OR ENTANGLEMENT. By consistently applying our safety standards, we avoided practically all danger points in the design of our barriers that could lead to crushing, shearing or entanglement during operation of the barrier boom.

➔ Further information can be found on page 36.

Protection against damage caused by vandalism

Our SH series barriers are robust enough to overcome difficult operating conditions such as misuse. The combination with a host of specialised accessory options, such as stabiliser link or support post (with or without magnet) ensures the best possible protection against vandalism. Thanks to their structure (planetary gear, friction clutch), the barriers in the Professional series (SH 300 and SH 600) effectively prevent the barrier boom being deliberately pushed up or down.



ROBUST TECHNOLOGY. As early as the development of our barriers, close attention is paid to choosing installed components that will ensure maximum robustness. The aluminium barrier booms we use are set apart by their solid design.

SUPPORT POST OR STABILISER LINK. All our barrier booms can be equipped with either a support post or a stabiliser link. This prevents the barrier boom from being deliberately pushed down, causing damage to the gearbox as a result.

SUPPORT POST WITH MAGNET. The use of a support post with magnet additionally prevents the barrier boom from being pushed up with forces of up to 60 kN.

PLANETARY GEAR. The SH 300 is equipped with a planetary transmission on the 24 V DC motor as standard. This prevents damage if the barrier boom is deliberately pushed up or down.

FRICTION CLUTCH. The SH 600 is equipped with a friction clutch on the 230-V 1-phase current motor. This prevents damage from deliberate pushing up or down of the barrier boom.

PROTECTION AGAINST UNAUTHORISED ACCESS. You can use a suspended grille on the SH 600 to additionally protect the parking zone to be closed off from unauthorised access.

➔ Further information can be found on page 36.

Customised access authorisation

Discover the innovative world of Hörmann barriers that symbolise efficiency as well as safety. From the simplest operation with BiSecur hand transmitters to our advanced ID card management system, we offer precise control of access authorisations, complemented by a host of ID media such as barcode tickets. The web server-based OnlineControl interface allows users to manage these functions locally within the network.

INDIVIDUAL CONTROL AND MANAGEMENT CONCEPTS. Barrier systems can be integrated into existing facility management systems as well as fire alarm systems without any problems. In addition, Hörmann offers a comprehensive ID card management system that provides individual entry and exit management. Access authorisation is granted via ID media such as barcode tickets, RFID transponders or number plates. User groups with different authorisation levels and time zones can also be managed.

CONTROL AND ADMINISTRATION VIA ONLINECONTROL. The connection via OnlineControl means you can operate and manage barrier systems and the integrated ID card management system on any end device around the world. They can be simply accessed via a smartphone, tablet or web browser. The clearly structured web interface allows the complete operation and status query of the barrier system as well as comprehensive administration. Malfunctions are displayed directly. The OnlineControl feature makes it possible to monitor, manage and control bollard systems and collective garage doors, as well as barriers. The HAC kit (Hardware plus OnlineControl) can be used on all controls that have a volt-free contact.

VEHICLE NUMBER PLATE RECOGNITION. The cameras in the HCAM series HCAM Basic, **NEW.** HCAM Dome and **NEW.** The HCAM Smart cameras scan the vehicle's number plate and opens the barrier if access authorisation is valid. A separate ID medium is not required. Bollard systems and gates can also be conveniently opened via number plate recognition.

➔ Further information can be found on page 42.

Only from Hörmann
BiSecur radio system

BiSecur

STATE-OF-THE-ART RADIO SYSTEM FOR DOOR CONTROL AND PERIMETER PROTECTION SYSTEMS. The bi-directional radio system BiSecur is based on future-oriented technology for convenient and secure operation. The extremely secure BiSecur encryption protocol makes sure that no-one can copy your radio signal. It was tested and certified by security experts at Bochum university.

Barriers for housing complexes and blocks of flats

NEW. Barrier SH 30. The basic barrier is extremely reliable and the ideal solution for private applications such as car parks with a management number of users. This barrier can be optionally equipped with the BiSecur radio system, allowing the user to operate the barrier and garage door with just one control element, e.g. a hand transmitter

Barrier SH 50. For access to blocks of flats or garages of housing complexes we recommend the SH 50. It can also optionally be equipped with the BiSecur radio system for operating the barrier and garage door via a hand transmitter.

Barrier SH 100. The SH 100 is the ideal choice for highly frequented accesses (e.g. larger apartment complexes).

Straightforward user management, even with frequently changing tenant / user, can be achieved with the HCAM Basic, HCAM Dome or HCAM Smart cameras for number plate recognition. These cameras are optionally available for all barriers in the SH series. The user's number plate replaces conventional control elements such as hand transmitters or ID cards.

➔ Further information on the SH 30, SH 50 and SH 100 can be found starting on page 24.
➔ Further information on the HCAM cameras can be found starting on page 42.

TOP LEFT. SH 100 with oval boom, LED lighting strips, barrier cover with warning light

NEW. TOP RIGHT. SH 30 with barrier octagonal boom

BOTTOM. SH 50 with barrier oval boom, LED lighting strips, barrier cover with warning light, photocell and support post

Employee parking spaces and company premises

When selecting the barrier model for perimeter protection to employee car parks or company premises, the user group and frequency of use are decisive.

Barrier SH 100. The SH 100 in combination with an HCAM Basic, HCAM Dome or HCAM Smart camera and the radar sensor R-Loop is the ideal choice for the perimeter protection of employee-only car parks with a maximum usage frequency of 1000 cycles per day. Perimeter protection through license plate recognition using cameras and the radar sensor stands out for its ease of use, as no ID medium, such as a barcode ticket, is required.

➔ Further information on the SH 100 can be found starting on page 24.

RIGHT. SH 100 WITH BARRIER OVAL BOOM, LED LIGHTING STRIPS AND **NEW.** Radar sensor R-Loop

BOTTOM. SH 100 with barrier oval boom in synchronised operation for closing off wide accesses

Thanks to their durability and integrated ID card management, the SH 300 and SH 600 barriers are the ideal solution for the perimeter protection of highly frequented car parks with regularly changing user groups.

Barrier SH 300. The SH 300 with integrated ID card management is the ideal choice for accesses that are used by both employees and customers. Employees can be authorised to enter and exit using special ID media. Customers can request authorisation to enter and exit at the entry station intercom.

Barrier SH 600. The SH 600 barrier is recommended for the perimeter protection of secured company premises and large barrier widths of up to 6.2 m. The optional suspended grille (up to a maximum of 4 m) secures the area beneath the barrier boom. This extremely robust and durable combination reliably controls traffic via the integrated ID card management system, providing effective protection against unauthorised access to the premises at the same time.

➔ Further information on the SH 300 and SH 600 can be found starting on page 24.



TOP. SH 300 with flat boom for entry and exit

TOP RIGHT. SH 600 with round boom

Hotel parking areas and campsites

An individual ID card management system allows hotel guests to use the underground garage or the hotel parking area for a defined period of time. For long-term users of recreational areas and campsites, the authorisations for entry and exit are managed by timer-operated ID card management.

➔ Further information on the SH 300 and SH 600 can be found starting on page 24.

OnlineControl. Our OnlineControl ID card management software is ideal for managing access to hotel parking areas or campsite pitches.
Access authorisation for guests can be granted using various ID media that can be conveniently created ahead of the visit, limited in time and sent by e-mail as an e-ticket, for example.
Not only does the guest experience optimum comfort, the operator's administrative effort is minimised too. The access authorisation of employees or long-term users can likewise be individually controlled by this smart ID card management solution. OnlineControl is also able to permanently block the access (unattended times) or permanently open it (in an emergency).
OnlineControl is integrated into the control system of our SH 300 and SH 600 barriers as standard.

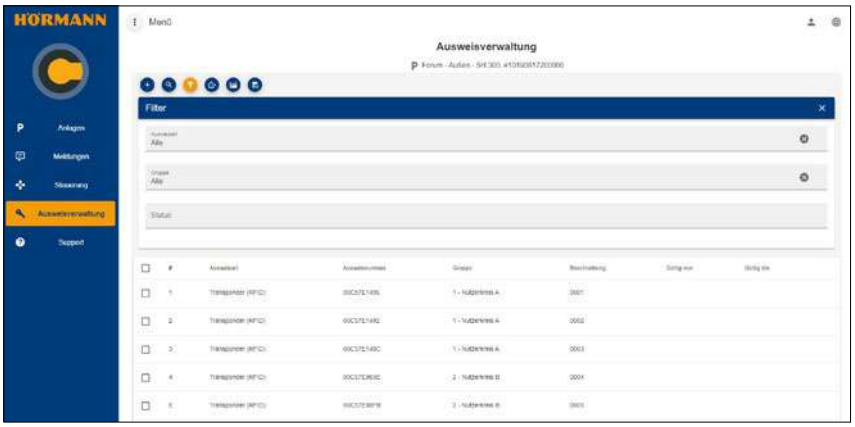

The OnlineControl software interface is clearly arranged. The intuitive operation minimises the administrative effort required.

➔ Further information on the OnlineControl can be found starting on page 40.

Versions Accessories Technology

SH barrier series

24 Product comparison SH barrier series

26 **NEW.** Automatic barrier SH 30

28 Automatic barrier SH 50

30 Automatic barrier SH 100

32 Automatic barrier SH 300

34 Automatic barrier SH 600

36 Optional equipment

40 Customised access authorisation

42 HCAM Basic

43 **NEW.** HCAM Dome

44 **NEW.** HCAM Smart

45 Cloud Unit W5-B

46 Control housing

48 Accessories

Product comparison SH barrier series

Practical overview

SH Basic

	Eco SH 30	Standard SH 50	Comfort SH 100
Typical application areas	Private accesses	Parking areas for blocks of flats, private accesses	All-round barrier for all applications
Personal safety according to DIN EN 12453	* * * *	* * * *	* * * *
Individual control concepts	* *	* * *	* * *
Protection against damage caused by vandalism	* *	* * *	* * *
Attractive design	* *	* * *	* * * *
Convenience extras	*	* *	* * *
Easy to fit and service	* * *	* *	* * *
Barrier width	3 – 5.3 m	3 – 5.3 m	2 – 6 m
Opening / closing phase (depending on barrier boom length)	3 – 6 sec.	3 – 6 sec.	3 – 6 sec.
Intensity of use cycles per day	300	500	1000
DC drive with power limit according to DIN EN 12453	●	●	●
OnlineControl with ID card management	● [1]	● [1]	● [1]
Product features	Steel housing Barrier octagonal boom	Steel housing Barrier oval boom Barrier cover with lighting	**NEW.** Stainless steel housing Barrier oval boom Barrier cover with lighting
Hörmann BiSecur radio system	○	○	●
Cloud Unit W5-B	○	○	○
Special equipment	Number plate recognition	Number plate recognition	RAL to choose, emergency battery, number plate recognition
Particularly suitable for			Park NFC

* = Good ** = Very good *** = Excellent ● = Standard equipment ○ = Optional equipment

[1] only in combination with optional HAC kit

SH Professional

	Pro SH 300	Industrial SH 600
Typical application areas	Highly frequented accesses, intelligent perimeter protection with ID card management	Perimeter protection of secured company premises with average frequency of use and large barrier widths
Personal safety according to DIN EN 12453	* * * *	* * * *
Individual control concepts	* * * *	* * * *
Protection against damage caused by vandalism	* * * *	* * *
Attractive design	* * *	* * *
Convenience extras	* * * *	* * * *
Easy to fit and service	* * * *	* * * *
Barrier boom length	2 – 4 m	2 – 6 m
Opening / closing phase (depending on barrier boom length)	2.4 sec.	7.8 sec.
Intensity of use cycles per day	5000	1600
DC drive with power limit according to DIN EN 12453	●	–
OnlineControl with ID card management	●	●
Product features	Stainless steel housing Barrier flat boom Barrier round boom Folding barrier boom	Stainless steel housing Round boom
Hörmann BiSecur radio system	○	○
Cloud Unit W5-B	○	○
Special equipment	RAL to choose, network-capable, number plate recognition, ID card reader (RFID short / long range), ID card reader (QR code)	RAL to choose, suspended grille, network-capable number plate recognition, ID card reader (RFID short / long range), ID card reader (QR code)
	Park NFC and car park management (as “OSR” version)	

NEW from May 2025. Automatic barrier SH 30

Basic barrier for private applications and small car parks

1 Barrier octagonal boom

SH 30

Product description	
Barrier width max.	5,000 mm
Opening / closing phase	3 – 6 sec. (depending on barrier boom length and accessories)
Cycles per day	up to 300
Overall cycles (service life)	up to 500000
Motor with control	24 V DC
Temperature range	–25°C to +50°C
Version	Barrier boom stop right
Barrier housing dimensions (width × height × depth)	290 × 950 × 330 mm

Standard equipment

2 Power limit
The electronic power limit stops the barrier boom when it hits an obstacle. This means vehicles and people are protected in accordance with DIN EN 12453.

3 Barrier boom
The barrier boom of the SH 30 owes its durability to its refined profile and the use of aluminium. This ensures maximum stability together with low weight.

4 Barrier cover
The barrier cover of the SH 30 is supplied in RAL 7016 Anthracite grey as standard.

5 Barrier housing
The SH 30 comes with a steel housing in RAL 7016 Anthracite grey.

Control (not illustrated)
The integrated control of the SH 30 has a 7-segment display for status display and control buttons for menu selection.

➔ For further information on optional equipment, see from page 36.

5

Automatic barrier SH 50

For access to blocks of flats or garages

1 Barrier oval boom

Watch the short film on YouTube or at www.hormann.co.uk/media-centre

Barrier boom with optional LED lighting strip shown

SH 50

Product description	
Barrier width max.	5,010 mm
Opening / closing phase	3 – 6 sec. (depending on barrier boom length and accessories)
Cycles per day	up to 500
Overall cycles (service life)	up to 1 million
Motor with control	24 V DC
Temperature range	–25°C to +50°C
Version	Barrier boom stop left / right
Barrier housing dimensions (width × height × depth)	220 × 1170 × 390 mm



Standard equipment

2 Power limit
The electronic power limit stops the barrier boom when it hits an obstacle. This means vehicles and people are protected in accordance with DIN EN 12453.

3 Barrier boom
The barrier boom of the SH 50 owes its durability to its refined profile and the use of aluminium. This ensures maximum stability together with low weight.

4 Barrier cover
The barrier cover of the SH 50 made of powder-coated die-cast aluminium is supplied in RAL 7016 Anthracite grey as standard. The cover of the SH 50 also features cover lighting as standard.

5 Barrier housing
The housing of the SH 50 is available in powder-coated steel in RAL 9006 White aluminium.

6 Barrier cover warning light
The LED lighting integrated in the cover is used for visual signalling of the barrier status. (green: open, red: closed). **NEW.** The cover lighting can be used as a warning light (orange) as standard.

Service switch for service and maintenance (not illustrated)
The service switch prevents the movement of mechanical components when the housing of the SH 50 is open.

Control (not illustrated)
The integrated control of the SH 50 has a 7-segment display for status display and control buttons for menu selection.

➔ For further information on optional equipment, see from page 36.

5

6

Automatic barrier SH 100

Comfort barrier for all applications with higher frequency of use

1 Barrier oval boom

Watch the short film on YouTube or at www.hormann.co.uk/media-centre

Figure shows barrier boom with optional LED lighting strips

	SH 100
Product description	
Barrier width max.	5,750 mm
Opening / closing phase	3 – 6 sec. (depending on barrier boom length and accessories)
Cycles per day	up to 1,000
Overall cycles (service life)	up to 2 million
Motor with control	24 V DC
Temperature range	–20°C to +60°C
Version	Barrier boom stop left / right
Barrier housing dimensions (width × height × depth)	320 × 1120 × 405 mm



Standard equipment

2 Power limit
The electronic power limit stops the barrier boom when it hits an obstacle. This means vehicles and people are protected in accordance with DIN EN 12453.

3 Barrier boom
The barrier boom of the SH 100 owes its durability to its refined profile and the use of aluminium. This ensures maximum stability together with low weight.

4 Barrier cover
The barrier cover of the SH 100 is made of high-quality, impact-resistant plastic in RAL 7016 Anthracite grey. The cover of the SH 100 also features cover lighting as standard.

5 Barrier housing
NEW. The barrier housing of the SH 100 comes in stainless steel as standard. We also supply the housing in an RAL to choose.

6 Barrier cover warning light
The LED lighting integrated in the cover is used for visual signalling of the barrier status. (green: open , red: closed).

7 Hörmann BiSecur radio
The modern BiSecur radio system ensures convenient and safe operation. All Hörmann BiSecur control elements can be used with the barriers (hand transmitter HS 4 BS shown).

Control (not illustrated)
The integrated control of the SH 100 has a 7-segment display for status display and control buttons for menu selection.

Service switch for service and maintenance (not illustrated)
The service switch prevents the movement of mechanical components when the housing of the SH 100 is open.

➔ For further information on optional equipment, see from page 36.

5

6

7

Automatic barrier SH 300

The barrier for pay station systems



SH 300

Product description	
Barrier width max.	3,750 mm
Opening / closing phase	2.4 sec. (depending on barrier boom length and accessories)
Cycles per day	up to 5000
Overall cycles (service life)	up to 10 million
Motor with control	24 V DC
Temperature range	–25°C to +65°C
Version	Barrier boom stop left / right
Barrier housing dimensions (width × height × depth)	360 × 1130 × 360 mm

Also available as an “OSR” version without control for Park NFC and parking space management

4



5

6

Standard equipment

4 Power limit
The electronic power limit stops the barrier boom when it hits an obstacle. This means vehicles and people are protected in accordance with DIN EN 12453.

5 Barrier boom
The durable aluminium profile is supplied powder-coated in RAL 9010 Pure white with red reflection strips. On SH 300 barriers with flat boom or folding boom, a rubber profile on the bottom side of the barrier boom protects vehicles and people in case of impact.

6 Barrier cover
The barrier cover of the SH 300 is supplied in powder-coated stainless steel in RAL 9006 White aluminium as standard. Optionally the cover of the SH 300 is also available powder-coated in RAL to choose. The chamfered design reduces the risk of crushing.

7 Barrier housing
The barrier housing of the SH 300 comes in stainless steel as standard. We also supply the housing in an RAL to choose.

8 Planetary gear
The planetary gear reliably prevents the barrier boom on the SH 300 being deliberately pushed up and down.

Service switch for service and maintenance (not illustrated)
The service switch prevents the movement of mechanical components when the housing of the SH 300 is open.

Control (not illustrated)
The control of the SH 300 barrier has an OLED display for status display and control buttons for menu selection. The OnlineControl ID card management system is also integrated into the control. The SH 300 barrier is also available as the “OSR” version without control for Park NFC and parking space management.

➔ For further information on optional equipment, see from page 36.

7

8

Automatic barrier SH 600

The barrier for recreational areas and campsites

1 Barrier round boom

SH 600

Product description	
Barrier width max.	6140 mm (depending on accessories)
Opening / closing phase	7.8 sec. (depending on barrier boom length and accessories)
Cycles per day	up to 1600
Overall cycles (service life)	up to 4 million
Motor with control	230 V AC
Temperature range	–25°C to +65°C
Version	Boom holder on both sides
Barrier housing dimensions (width × height × depth)	360 × 1130 × 360 mm

Standard equipment

2 Barrier boom
The durable aluminium profile is supplied powder-coated in RAL 9010 Pure white with red reflection strips.

3 Barrier cover
The barrier cover of the SH 600 is supplied in powder-coated stainless steel in RAL 9006 White aluminium as standard. Optionally the cover of the SH 600 is also available powder-coated in RAL to choose. The chamfered design reduces the risk of crushing.

4 Barrier housing
The robust stainless steel housing of the SH 600 barrier is powder-coated in RAL 7016 Anthracite grey as standard. For individual designs, this housing is also optionally available in RAL to choose.

5 Friction clutch
The SH 600 is equipped with a friction clutch on the 230-V 1-phase current motor. This largely prevents damage being caused by the barrier boom being deliberately pushed up or down.

Service switch for service and maintenance (not illustrated)
The service switch prevents the movement of mechanical components when the housing of the SH 600 is open.

Control (not illustrated)
The control of the SH 600 barrier has an OLED display for status display and control buttons for menu selection. The OnlineControl ID card management system is also integrated into the control.

➔ For further information on optional equipment, see from page 36.

4

Optional equipment for barrier series SH

The right accessories for your requirements

	SH 30	SH 50	SH 100	SH 300	SH 600
Personal safety and vehicle detection					
Photocell	●	●	●	●	–
Laser scanner	●	●	●	●	●
NEW. Radar sensor R-Loop	●	●	●	●	● [1]
Vehicle registration					
Induction loop detector	●	●	●	●	●
Prefabricated induction loop	●	●	●	●	●
Barrier boom accessories					
Support post	●	●	●	●	●
Support post with magnet	–	●	●	●	●
Stabiliser link	●	●	●	–	●
LED lighting strips	–	●	●	●	●
Suspended grille	–	–	–	–	●
Control elements					
Key switch STAP 50	●	●	–	–	–
Key switch ESU 30	–	–	●	●	●
Fire brigade switch	–	●	●	●	●
Hörmann BiSecur radio system	●	●	● [2]	●	●
Cloud Unit W5-B	●	●	●	●	●
Vehicle number plate recognition					
HCAM Basic camera	●	●	●	●	●
HCAM Dome camera	●	●	●	●	●
HCAM Smart camera	●	●	●	●	●
Other accessories					
Cover lighting orange	–	● [3]	●	–	–
LED warning light	–	– [4]	– [4]	●	●
LED traffic light SLK, yellow	●	–	–	–	–
Emergency battery	–	–	●	–	–
Crash protection	●	●	●	●	●

● = Optional equipment [1] Only vehicle detection, no personal protection [2] Standard equipment (see p. 31) [3] Standard equipment (see p. 29)
[4] Integrated as standard through the orange light in the cover – not available

For further information on optional equipment, see from page 37

Personal safety and vehicle detection

1 Photocell
For the additional protection of the area underneath the barrier boom we recommend a photocell with a transmitter and opposite receiver.

SH 30 | SH 50 | SH 100 | SH 300

2 NEW. Radar sensor R-Loop
Thanks to the radar sensor R-Loop, there is no need to install an induction loop in the road surface. This makes the R-Loop the ideal alternative to the photocell and induction loop combination.

SH 30 | SH 50 | SH 100 | SH 300 | SH 600

3 Laser scanner
The laser scanner allows automatic detection of people and vehicles and increases safety in the area underneath the barrier boom. You do not require an additional induction loop for automated barrier opening with a laser scanner. For barriers without power limit (SH 600), the laser scanner is mandatory for compliance with DIN EN 12453.

SH 30 | SH 50 | SH 100 | SH 300 | SH 600

4 Induction loop detector [2]
The induction loop detector (fig. for SH 300 and SH 600) offers connections for up to two induction loops with four sensitivity levels and two frequency levels.

[2] Also available for SH 30, SH 50 and SH 100 (not illustrated)

SH 30 | SH 50 | SH 100 | SH 300 | SH 600

5 Prefabricated induction loop
The prefabricated induction loop allows quick and simple fitting under pavement, screed, concrete or asphalt.

SH 30 | SH 50 | SH 100 | SH 300 | SH 600

1

2

3

4

5

The specific design varies depending on the barrier type and may differ from the photo.

Optional equipment for barrier series SH

The right accessories for your requirements

Barrier boom accessories

1 Support post*

The floor-mounted support post largely prevents damage to the barrier caused by pushing down the barrier boom. The post can be adjusted to suit the terrain and is available with a magnet (except for SH 30). This makes unauthorised opening of the barrier boom more difficult.

* Recommended from a barrier boom length of more than 4000 mm.

SH 30 | SH 50 | SH 100 | SH 300 | SH 600

2 Stabiliser link

The aluminium support that is firmly attached to the barrier boom is equipped for quiet and gentle closing with spring damping and rubber end buffers.

SH 30 | SH 50 | SH 100 | SH 600

3 LED lighting strips

For optimum visibility at night and for signalling the opening status (red: closed, green: open), all the SH series barrier booms (except SH 30) can be equipped with LED lighting strips.

SH 50 | SH 100 | SH 300 | SH 600

4 Suspended grille

The area underneath the barrier boom can be secured by a 750 mm high, red and white aluminium grille.

SH 600

Control elements

5 Key switch STAP 50

The key switch STAP 50 allows the barrier to be quickly and easily opened by authorised personnel.

SH 30 | SH 50

6 Key switch ESU 30

The key switch allows for convenient opening of the barrier via the building technology (e.g. an on-site or separate closing system).

SH 100 | SH 300 | SH 600

7 Fire brigade switch

The switch allows quick manual opening of the barrier by the fire brigade using a triangular key.

SH 50 | SH 100 | SH 300 | SH 600

8 Hörmann BiSecur radio

The modern BiSecur radio system ensures convenient and safe operation. All Hörmann BiSecur control elements can be used with the barriers (Fig. hand transmitter HS 4 BS).

SH 30 | SH 50 | SH 100 | SH 300 | SH 600

1

2


3

4

5

6

7

8

The specific design varies depending on the barrier type and may differ from the photo.

Vehicle number plate recognition

1 HCAM Basic camera
The HCAM Basic is a low-cost, user-friendly camera for recognising and managing vehicle number plates with a reading range of 1 to 6 metres.

SH 30 | SH 50 | SH 100 | SH 300 | SH 600

2 NEW. HCAM Dome camera
Thanks to its powerful zoom function, the HCAM Dome camera captures vehicle license plates within a reading range of 1 to 16 meters. Its adjustable optics and robust housing make it the ideal solution for complex fitting situations.

SH 30 | SH 50 | SH 100 | SH 300 | SH 600

3 NEW. HCAM Smart camera
The HCAM Smart uses the latest technologies and neural networks to capture vehicle license plates quickly and reliably. The camera has a reading range of 1 to 16 meters.

SH 30 | SH 50 | SH 100 | SH 300 | SH 600

Other accessories

4 Cover lighting orange
The orange light on the cover that illuminates with each opening and closing increases safety for people and vehicles.

SH 100

5 LED warning light
The warning light signals the imminent barrier boom movement before every opening and closing operation.

SH 300 | SH 600

6 LED traffic light SLK, yellow
The warning light SLK signals the opening and closing operations.

SH 30

7 Emergency battery
The emergency battery can enable temporary further operation to ensure operation in the event of a power failure (integrated in the barrier housing).

SH 100

8 Crash protection*
For fitting in front of barriers, entry / exit stations or automatic pay stations. Available in three diameters, five different designs and the painted steel or stainless steel versions. Details see the “Crash protection and impact absorber profile” brochure.

SH 30 | SH 50 | SH 100 | SH 300 | SH 600

1

2

3

4


5

6

7

8

Customised access authorisation

Flexible ID card management with OnlineControl management

OnlineControl

The OnlineControl system developed by Hörmann in-house offers you a flexible entry and exit management system that is, of course, individually configured on-site or by the Hörmann partner according to customer requirements. Therefore, the ID card management defines

- which users or user groups
- using which ID media
- may pass which barriers
- at which times.

For this purpose, a mobile or stationary end device is connected to the IP address of the barrier via a web browser – either directly with the barrier or with LAN or WiFi access to the local network. Access is allowed via the ID media found on page 41.

OnlineControl Live

OnlineControl Live allows several barrier systems around the world to be centrally controlled from a single location. Besides the configuration and administration of the ID card management, this solution additionally offers the remote control of the barrier incl. the status query, without the need for staff on location to supervise the barrier.
In addition, the system monitors the functioning of the barrier and automatically generates malfunction notifications. These can be forwarded to the service technician. The advantages for you? The remote malfunction analysis minimises repair times on location and prevents repeated deployment as our service technicians will bring all required spare parts along with them.
Bollard systems and collective garage doors can also be controlled using OnlineControl. The HAC Kit can be used on barriers and all controls with volt-free contact.

SH 300 SH 600

SH 300 SH 600

Watch the short film on YouTube or at www.hormann.co.uk/media-centre

Tip The controls of the SH 300 and SH 600 barriers are equipped with OnlineControl as standard.

Advantages and potentials of OnlineControl and OnlineControl Live

- Integrated ID card management for up to 2000 parking IDs
- Up to 8 different ID card groups can be defined
- Access restrictions for groups or individual IDs
- Combination of different ID types possible (RFID, number plate, bar and QR codes)
- User management with authorisation profiles for controlling access authorisations
- Message database for traceability of system events
- Stations in the local network can be controlled via integrated web server
- Local networking of up to 16 stations (host-client operation)
- Also possible to network and manage multiple systems via the Internet (OnlineControl.live Service)
- Configuration options via web interface
- REST-API interface for interaction with third-party services or on-site solutions

ID card media

1 QR, barcode or RFID transponder card
The ID medium is read by the respective ID card reader and the access authorisation is checked. QR, barcode or RFID transponder cards can be created in your own design on request. Ideal ID medium for small residential complexes and employee car parks.

2 E-ticket (sent by e-mail via OnlineControl)
The car park user receives a QR code by e-mail (electronic ticket) and can use this as access authorisation. QR codes are sent via the OnlineControl web interface. Ideal for hotels, youth hostels, campsites or for guest management systems in residential complexes.

3 RFID tag
The RFID tag (small sticker on the windscreen) is detected by the RFID far-range reader and opens the barrier if the access authorisation is valid.
This ID medium ensures rapid perimeter protection and is ideal for small to medium-sized companies, e.g. in the logistics sector.

4 Vehicle number plate
The number plate recognition camera scans the vehicle's number plate and opens the barrier if access authorisation is granted.
A separate ID medium is not required. Ideal ID medium for residential complexes, large employee car parks / company premises and campsites.

1

2

3

4

Stationary control elements
The barrier is opened via code entry, fingerprint or a transponder card (radio code switch FCT 3 BS shown).

Mobile control elements
Various hand transmitter versions enable convenient opening of the barriers from within the vehicle (hand transmitter HS 4 BS shown).

➔ Further information can be found on page 48.

HCAM Basic

Camera for number plate recognition: Low cost and reliable

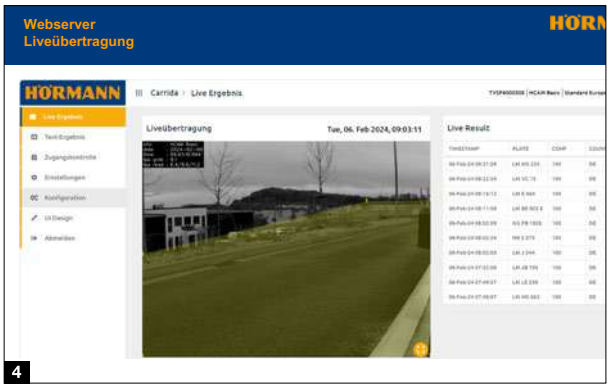

LOW COST AND RELIABLE. The HCAM Basic is a low-cost, user-friendly camera for recognising and managing vehicle number plates. The camera achieves a very good recognition rate even in difficult approach situations, e.g. when vehicles enter the detection range from the side and vehicles have international number plates.

The HCAM Basic has an integrated web server with built-in number plate management. This can be operated either via a local network or on the camera itself. The detection range can be set and number plates conveniently managed via the camera's user interface. In addition, time-limited access authorisations for thousands of number plates can be flexibly assigned.

The camera's data management function complies with the requirements of the General Data Protection Regulation (GDPR). This means that the data collected can be analysed for an appropriate period of time to check its relevance. At the end of this period, the data are securely deleted.

The HCAM Basic is compatible with all SH series barriers.

1 HCAM Basic
2 HCAM Basic with optional post
3 HCAM Basic on barrier housing
4 Web server with live view

SH 30 | SH 50 | SH 100 | SH 300 | SH 600

ADVANTAGES OF THE HCAM BASIC

- Reliable detection of national and international vehicle number plates
- Low-cost camera for perimeter protection systems
- Simple fitting and start-up
- Simple integration of number plate recognition into existing perimeter protection systems
- Standalone operation with integrated web server including number plate management
- Configurable interfaces and actions (TCP / IP, MQTT, potential-free output)

Tip
The HCAM cameras can be seamlessly integrated into existing systems for controlling barriers, gates, or bollards via a volt-free output.

NEW. HCAM Dome

Camera for number plate recognition: Zoom for long reading range

ZOOM FOR LONG READING RANGE.

Thanks to its powerful zoom function, the HCAM Dome camera captures vehicle license plates within a reading range of 1 to 16 meters. Its adjustable optics and robust housing make it the ideal solution for complex fitting situations.

Perimeter protection made easy with number plate recognition: The HCAM Dome camera is a modern solution that stands out through its ease of use. The camera's protected housing makes it extremely versatile. Zoom and focus can be easily adjusted via software, and the alignment is done manually during the fitting process. The camera can be installed in different positions. With its zoom, it can reliably cover a very large detection range and deliver outstanding image quality.

1 HCAM Dome
2 HCAM Dome on barrier housing
3 Web server with live view

SH 30 | SH 50 | SH 100 | SH 300 | SH 600

ADVANTAGES OF THE HCAM DOME

- Wide range of fitting options
- Reliable detection of national and international vehicle number plates
- Manually adjustable detection range of 1 m to 16 m (optical zoom)
- Focus can be adjusted via software
- Control options via volt-free output or configurable interfaces
- No software or licence required thanks to integrated web server
- Local stand-alone solution, no internet access, GDPR-compliant

Tip
The HCAM cameras can be seamlessly integrated into existing systems for controlling barriers, gates, or bollards via a volt-free output.

NEW. HCAM Smart

Camera for number plate recognition: AI-powered and highly efficient

Only from Hörmann

AI-POWERED NUMBER PLATE RECOGNITION.

As smart as the name promises: With the latest AI technology and future-proof hardware, the exclusive Hörmann camera ensures reliable and convenient perimeter protection for barriers, bollards, and gates.

The camera uses the latest technologies and neural networks to capture vehicle license plates quickly and reliably. This high-performance, AI-powered number plate recognition delivers the fastest reading rates and is therefore ideal for free-flow applications in parking management. The software and interfaces are modular and customisable. Its housing is extremely robust (IP69K) and can be used in an extended temperature range.

The HCAM Smart offers a user-friendly interface for convenient perimeter protection, as well as various options for communication and integration into higher-level systems.

1 HCAM Smart
2 HCAM Smart with optional post
3 HCAM Smart with aluminium post
4 Web server with live view

SH 30 | SH 50 | SH 100 | SH 300 | SH 600

ADVANTAGES OF THE HCAM SMART

- Exclusive Hörmann camera
- High-performance AI-powered number plate recognition
- Very fast read rates, ideal for free-flow applications
- Customisable modular software and interfaces
- Extremely robust (IP69K housing, temperature range –40 to +85°C)
- Dedicated protective housing and accessories (cable, fixing material) available
- Smart, stand-alone camera, no internet connection required
- No additional software required

Tip

The HCAM cameras can be seamlessly integrated into existing systems for controlling barriers, gates, or bollards via a volt-free output.

Cloud Unit W5-B

Easy retrofitting: Control of access authorisations for barriers, bollards and gates via app

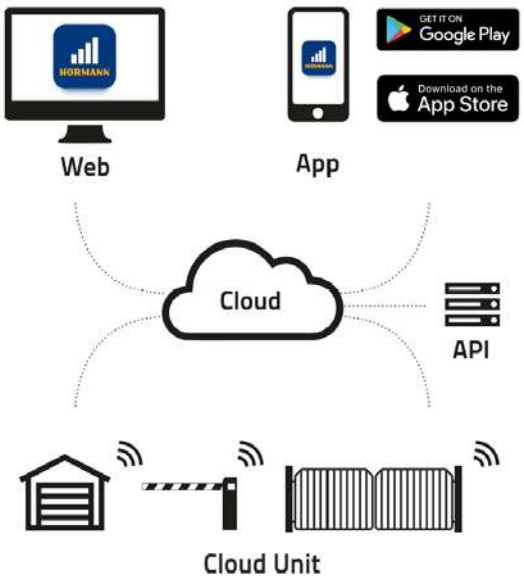

EASY RETROFITTING. The Hörmann Cloud Unit W5-B offers a reliable, fast and simple solution for your barrier management. The Hörmann Cloud Unit allows you to connect SH series barriers and bollards to the cloud. This plug-and-play IoT solution offers a host of advantages and permits easy barrier management via the app. You get remote access to the barriers either via the app or the web browser.

The Cloud Unit also acts as a yearly timer: Automatically recurring actions and authorised access times can therefore be scheduled. You can keep an eye on the live status of your barriers around the clock and access event logs.
You also receive push notifications about certain events – always customised to individual users and internal regulations.

The automatic forecast function provides you with a customised service based on actual usage and service intervals.

SH 30 | SH 50 | SH 100 | SH 300 | SH 600

ADVANTAGES OF THE CLOUD UNIT W5-B

- Plug-and-play IoT solution: Simplest installation and initial start-up on site in under 30 minutes
- Instant connectivity: Standard with SIM card
- Freely selectable network
- Also compatible with Hörmann bollards and Hörmann garage doors

Control housing

Optimal solution for any requirement

● Standard equipment
○ Optional equipment

Shown with optional ID card readers

	STN 1	KGG	KGU	Car / lorry
Dimensions / technical data				
Dimensions (W × H × D):	90 × 1050 × 90 mm	300 × 1100 × 260 mm	425 × 1205 × 410 mm	395 × 2060 × 380 mm
max. cut-out area (W × H)	80 × 80 mm	205 × 400 mm	300 × 530 mm	(2 ×) 300 × 415 mm
Preparation for intercom	–	○	●	●
max. number of command units	1	2	3	(2 ×) 3
Command unit options	Code switch CTR 1 – 1b, finger-scan FL 150, key switch STUP 50	transponder reader, QR code reader, Code switch	On-site intercom, on-site reader, transponder reader, QR code reader Code switch	On-site intercom, on-site reader, transponder reader, QR code reader Code switch
Typical application	Private parking space with a barrier	Perimeter protection via ID medium for entry / exit	Perimeter protection via ID medium for entry / exit	Perimeter protection via ID medium for entry / exit, higher housing for operation by lorry drivers

● = Standard equipment ○ = Optional equipment – = Not available

Standard equipment

1 Housing
The housing made of stainless steel is delivered powder-coated in RAL 7016 Anthracite grey as standard. It is also optionally available in RAL to choose.

2 Front panel
The stainless steel panel is powder-coated in RAL 9006 White aluminium as standard. This panel is also optionally available in RAL to choose.

3 Intercom
The mesh grille for the intercom is already integrated into the front panels of the KGU and car / lorry control housing. This way, the intercom unit can be conveniently fitted or retrofitted. The intercom can be integrated as an option with the control housing KGG.

4 ID card reader
The housing provides sufficient space for system-specific or on-site reader and additional components.

Accessories

Control via radio, receiver

BiSecur

HS 5 BS
Four button functions
plus query button,
high-gloss surface
black or white

HS 5 BS
Four button functions
plus query button,
textured surface
matt black

HS 4 BS
Four button functions,
textured surface
matt black

HS 1 BS
One button function,
textured surface
matt black

HSE 1 BS
One button function,
including eyelet for key ring,
textured surface
matt black

HSE 4 BS
Four button functions, incl. eyelet
for key ring, textured surface matt
black with chrome or plastic caps

HSS 4 BS
4-button security hand transmitter,
Additional function: copy
protection for hand transmitter
coding with chrome caps

2-channel relay receiver
HET-E2 MCX BS
With 2 volt-free relay outputs for
choosing the direction, one 2-pin
input for volt-free Open / Close limit
switch reporting, external antenna

BiSecur

Only from Hörmann

Modern radio system

The bi-directional radio system BiSecur is based on future-oriented technology for convenient and secure operation. The extremely secure BiSecur encryption protocol makes sure that no-one can copy your radio signal. It was tested and certified by security experts at Bochum university.

Your advantages

- 128-bit encryption with the same high security level as online banking
- Interference-resistant radio signal with a stable range
- Compatible with Hörmann door control and perimeter protection systems
- Backwards compatible, i.e. radio receivers with the frequency 868 MHz (2005 to June 2012) can also be operated with BiSecur control elements

Radio code switch
FCT 3 BS
Three functions, with illuminated buttons, recessed or surface-mounted fitting possible, plastic housing in RAL 7040 Light grey (also available with ten functions and hinged cover, painted in RAL 9006 White aluminium)

Radio code switch
FCT 10 BS
Ten functions, with illuminated buttons and hinged cover, recessed or surface-mounted fitting possible, plastic housing painted in RAL 9006 White aluminium

Radio finger-scan
FFL 25 BS
Two functions and up to 25 fingerprints, with hinged cover, recessed and surface-mounted fitting possible, plastic housing painted in RAL 9006 White aluminium

Finger-scan
FL 150
For two functions, up to 150 fingerprints can be saved

Dimensions:
80 × 80 × 13 mm (W × H × D),
decoder housing:
70 × 275 × 50 mm (W × H × D),
switching capacity:
2.0 A / 30 V DC

Code switch
CTR 1b-1, CTR 3b-1
For one (CTR 1b-1) or three (CTR 3b-1) functions, with illuminated buttons

Dimensions:
80 × 80 × 15 mm (W × H × D)

Code switch
CTV 3-1
For three functions, with particularly robust metal keypad

Dimensions:
80 × 80 × 15 mm (W × H × D)

Code switch
CTP 3
For three functions, with illuminated lettering and touch-sensitive surface

Dimensions:
80 × 80 × 15 mm (W × H × D)

Key switch
ESU 30
With three keys, recessed version, Impulse or Open / Close functions selectable;

Dimensions of the switch box:
60 mm (d), 58 mm (D),
dimensions of the panel:
90 × 100 mm (W × H),

brickwork recess:
65 mm (d), 60 mm (D);

Protection category: IP 54
Surface-mounted version ESA 30

Dimensions:
73 × 73 × 50 mm (W × H × D)

Key switch
STUP / STAP 50
With three keys

Dimensions:
80 × 80 mm (W × H),
protection category:
IP 54

Key switch
UPB
With three keys, recessed version, push-to-lock open, press-and-hold closed function

Fire brigade switch
With fire brigade triangular key for emergency opening, push-to-lock open

Warning lights red / green
As a visual indicator of authorized or blocked passage, not in combination with stainless steel key switch posts

Dimensions:
170 × 467 × 200 mm
(W × H × D),
contact load:
250 V AC: 2.5 A / 500 W,
protection category: IP 65

HORMANN

Parking space management systems

52 Good reasons to try Hörmann parking space management systems

54 Application areas

54 Smart car park management

56 Public parking spaces, car parks

58 Versions, accessories, technology

60 **NEW.** Parking space management system Park NFC Lite

62 Parking space management system Park NFC

64 **NEW.** Park NFC accessories

66 Parking space management system Park LIVA

68 Park LIVA automatic pay stations

70 Park LIVA with optional number plate recognition

Secure payment and ease of use

All components of our Hörmann parking management systems are designed for ease of use. In addition to secure payment processing, GDPR-compliant handling of customer data is also guaranteed.

HIGHEST STANDARD OF DATA PROTECTION. GDPR-compliant handling of customer data is guaranteed both when using the vehicle number plate as a parking ticket and also when paying by debit / credit card.

SIMPLE OPERABILITY. Our parking management systems were developed with maximum customer convenience in mind. The Park LIVA systems, for example, guarantee fast ticket processing.

CUSTOMISED SYSTEMS. Thanks to their modular design, our parking management systems can be adapted to any size of car park. You can also choose between systems with and without paper tickets. A large number of software modules also enable customised system configuration.

LEFT. Automatic pay station HK 500

Smart car park management

The parking space management systems Park NFC and Park NFC Lite allow customers to use their debit / credit card (with NFC chip) or smartphone as both a parking ID and a means of payment.

➔ Further information Park NFC can be found starting on page 60.

TOP LEFT. Contactless entry with smartphone as ID medium

TOP RIGHT. Contactless exit with debit / credit card as ID medium

BOTTOM RIGHT. Entry and exit station Park NFC with SH 300-OSR

HÖRMANN
Bankkarte wurde gelesen...
Bankkarte entfernen

ZUFAHRT
HÖRMANN

Public parking spaces

A future-oriented parking management system increases the profitability of city centre parking areas. Individual payment options offer customers maximum convenience and increase the usage rate of the parking areas.



Car parks in shopping centres

Parking management with concession rate system enhances the appeal of shopping centres. We offer different solutions that allow the participating shops to reduce the parking fees for their customers and thus increase customer loyalty.

➔ Further information on the SH 300 can be found starting on page 32.
➔ For further information on automatic pay stations, see from page 68.

TOP LEFT. Automatic pay station HK 300

TOP RIGHT. SH 300 with folding barrier boom, HK 500

BOTTOM LEFT. SH 300 with barrier flat boom and folding barrier boom

Ausgang Exit Sortie
Münstergasse
Kassenautomat
2
Parkticket stecken
TICKET
HÖRMANN
2
Neuenburg am Rhein



Versions Accessories Technology

Parking space management systems for short- and long-term users

60 **NEW.** Parking space management system Park NFC Lite

62 Parking space management system Park NFC

64 **NEW.** Park NFC accessories

66 Parking space management system Park LIVA

68 Park LIVA automatic pay stations

70 Park LIVA with optional number plate recognition

NEW from May 2025. Park NFC Lite

Parking space management system: low -cost and user friendly

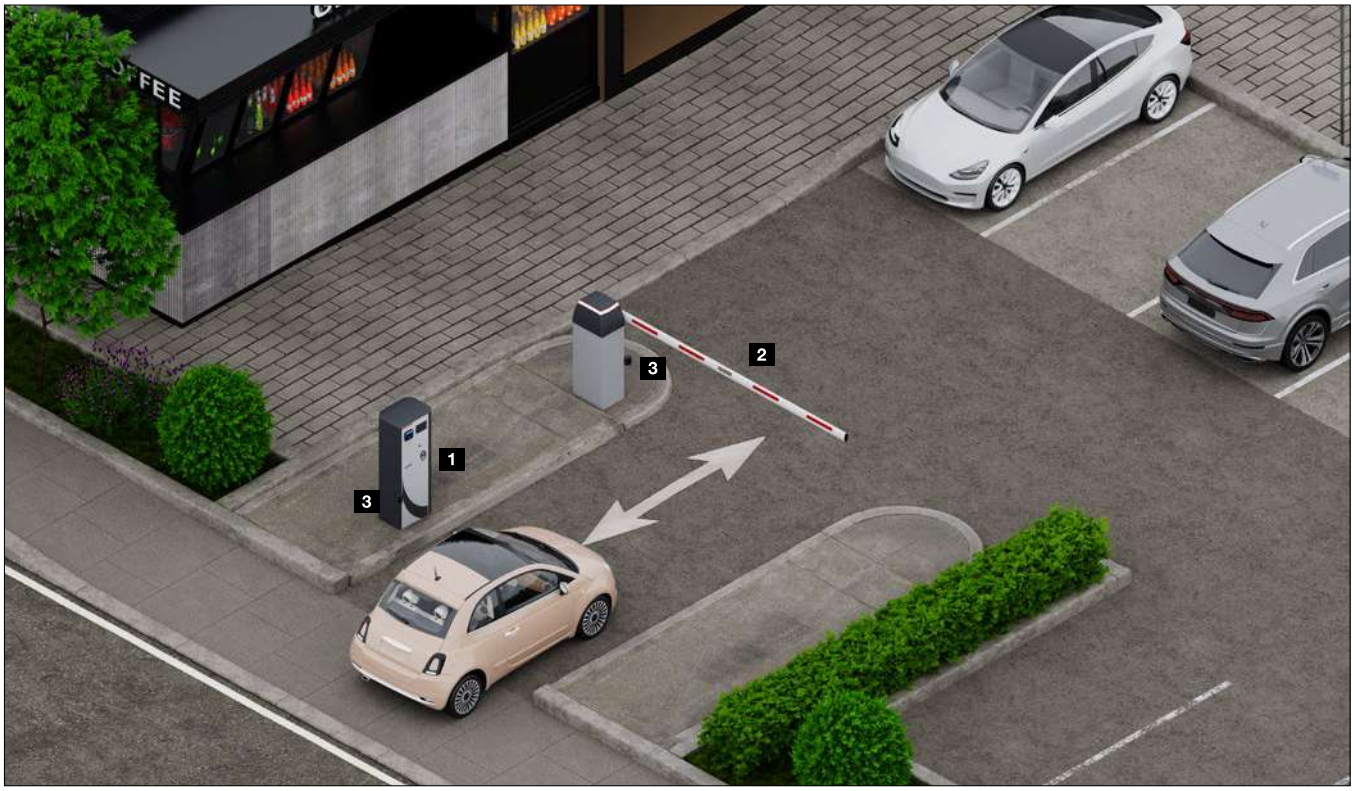

1 Entry station
2 Barrier SH 100
3 Radar sensor R-Loop

The simplest kind of parking space management: Pay once – done!

Hörmann has developed Park NFC Lite, a user-friendly and affordable parking management system. Enter, pay and park for as long as necessary. As with the established Park NFC technology, the debit card acts as the parking ID. When entering the car park, the parking fee is automatically charged by simply presenting the bank card, and access to the parking area is granted. After using the parking space, you drive straight up to the barrier – it opens automatically via the induction loop or the R-Loop radar sensor.

Park NFC Lite can be operated with just one control device and one barrier. Combined with the new radar sensor “R-Loop”, there’s also no need for induction loops.

This significantly reduces the ongoing costs of a managed parking area, as no staff are required to empty and maintain an automatic pay station.

Advantages

- Cost-effective management of even small or infrequently used parking areas
- No induction loops required thanks to radar technology and “virtual loops”
- Easy fitting
- Low-maintenance operation
- Pay the parking fee contactlessly on entry
- Ticketless and cashless parking
- Minimal operating costs
- For short- and long-term users

Entry station equipment

1 High-contrast colour display
The 5.7" TFT colour screen displays informational texts to facilitate operation.

3 NEW. Radar sensor R-Loop
Thanks to the R-Loop radar sensor, the road surface needs no modification. This makes the R-Loop the ideal alternative to the photocell and induction loop combination. Both the entry station and the barrier housing are equipped with the radar sensor.

2 Integrated receipt printer
The entry station comes with an integrated receipt printer as standard. A receipt can be issued, if needed, by pressing a request button.

4 Barrier cover warning light
The LED light integrated into the housing indicates the barrier status (green: open; red: closed, and optionally orange as a warning light).

Entry station Park NFC Lite

Dimensions / technical data	
Dimensions (W × H × D):	425 × 1205 × 410 mm
TFT colour display	5.7"
Payment terminal cVEND plug	●
Integrated receipt printer	●
Concession rate reader	–
Integrated barrier control	●
Integrated heating	●
Radar sensor R-Loop	●
Intercom	○

Barrier SH 100

Product description	
Barrier width max.	5,750 mm
Opening / closing phase	3 – 6 s (depending on boom length and accessories)
Cycles per day	up to 1,000
Overall cycles (service life)	up to 2 million
Motor with control	24 V DC
Temperature range	–20°C to +60°C
Version	Barrier boom stop left / right
Radar sensor R-Loop	●
Barrier housing dimensions (width × height × depth)	320 × 1120 × 405 mm

● = Standard equipment ○ = Optional equipment – = Not available

Park NFC

Parking space management system: Contactless and cashless payment

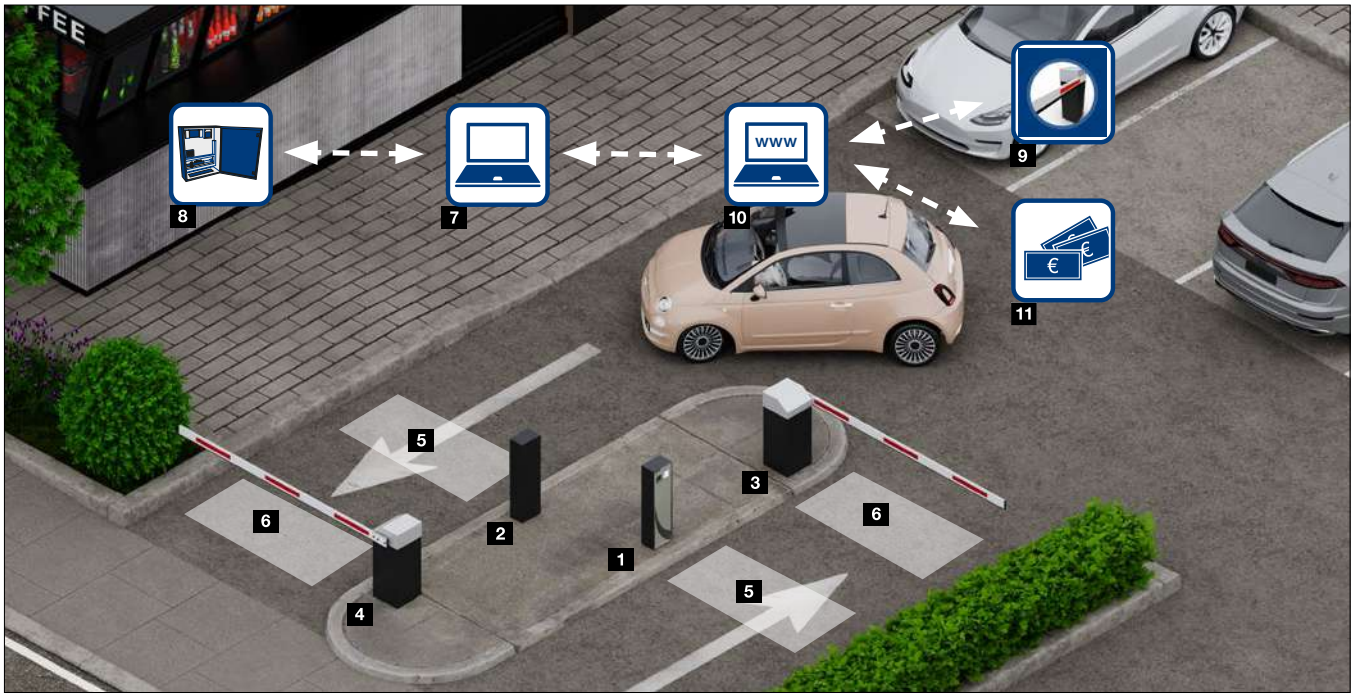

1 **Entry station**
2 **Exit station**
3 **Entry barrier**
4 **Exit barrier**
5 **Presence loop**
6 **Closing loop**
7 **Local network**
8 **Control box with central unit**
9 **Internet**
10 **Operating software Park NFC**
11 **Payment service provider**

Park NFC – parking management system with debit / credit card as both a parking ID and a means of payment

The debit / credit card (with NFC chip) acts as both the parking ID and a means of payment, eliminating the need for an additional parking ticket. The operator makes a double saving: Lower investment and reduced maintenance effort.

Parking with Park NFC is so easy: Simply hold the debit / credit card in front of the card reader at the entry station and drive in. After using the parking space, you drive straight to the exit station. Payment and exit by holding the debit / credit card to the payment terminal at the exit station. A SEPA-compliant debit is made from the corresponding account of the car park user in the background.

Advantages

- Cost-optimised parking space management: No ongoing costs for parking tickets and low investment
- Cashless payment at the exit station: No automatic pay station is required
- Industry-optimised parking space management for banks and financial institutions, as well as for small to medium-sized parking areas
- Low maintenance thanks to non-contact NFC technology
- Integrated long-term user administration (optionally via long-term parking tickets with MIFARE standard)
- Tailored configuration options, such as concession rate systems or restrictions on bank codes

Park NFC is available in two versions, depending on usage frequency:

- **Park NFC Basic** in combination with automatic barrier SH 100 with up to 1000 cycles per day
- **Park NFC Professional** in combination with automatic barrier SH 300-OSR (see p. 32) with up to 5000 cycles / day

Entry and exit stations equipment

1 High-contrast colour display
The 5.7" TFT colour screen displays informational texts to facilitate operation.

3 Integrated receipt printer
The exit station comes with an integrated receipt printer as standard. A receipt can be issued, if needed, by pressing a request button.

2 Debit / credit card as parking ticket
The cVEND Plug payment terminal allows debit / credit cards to be used as parking tickets. Access is granted simply by holding the card at the entry station.

4 Barcode reading unit for long-term parking ticket integrated
The cVEND Plug payment terminal also handles the access authorisation check for RFID long-term parking tickets with MIFARE standard.

	Entry station Park NFC	Exit station Park NFC
Dimensions / technical data		
Dimensions (W × H × D):	425 × 1205 × 410 mm	425 × 1205 × 410 mm
TFT colour display	5.7"	5.7"
Payment terminal cVEND plug	●	●
Integrated receipt printer	–	●
Concession rate reader	–	●
Integrated barrier control	●	●
Integrated heating	●	●
Intercom	○	○

● = Standard equipment ○ = Optional equipment – = Not available

Perimeter protection for night access and separate parking areas

NEW. DOOR READER STATION

Through the optional door reader station, perimeter protection for night access and separate parking areas is managed via a debit or credit card with NFC chip and operated via a touch display. On seeing the prompt on the TFT colour display, 1 hold your debit or credit card in front of the barcode reading unit.
The authorisation check 2 is fast and reliable via an online data connection. The station can be easily and quickly fitted to a wall

NEW. Remuneration station

The remuneration station Park NFC ensures convenient discounting of parking fees. The TFT colour display with touchscreen provides various remuneration options (e.g. amount-based or time-based remuneration). On seeing the prompt on the TFT colour display, 3 hold your debit or credit card in front of the barcode reading unit. The corresponding remuneration / discount amount is then displayed 4. A message then appears on the TFT colour display 5.

1

2

3

4

5

	Door reader station Park NFC	Remuneration station Park NFC
Dimensions / technical data		
Dimensions (W × H × D):	215 × 460 × 105 mm	150 × 95 × 150 mm
TFT colour display	7" with touch screen	3.5" with touch screen
Payment terminal	cVEND Plug	cVEND Plug
Integrated heating	○	–
IP intercom	○	–

○ = Optional equipment – = Not available

Park LIVA

Parking space management system: Tried and tested a thousand times over

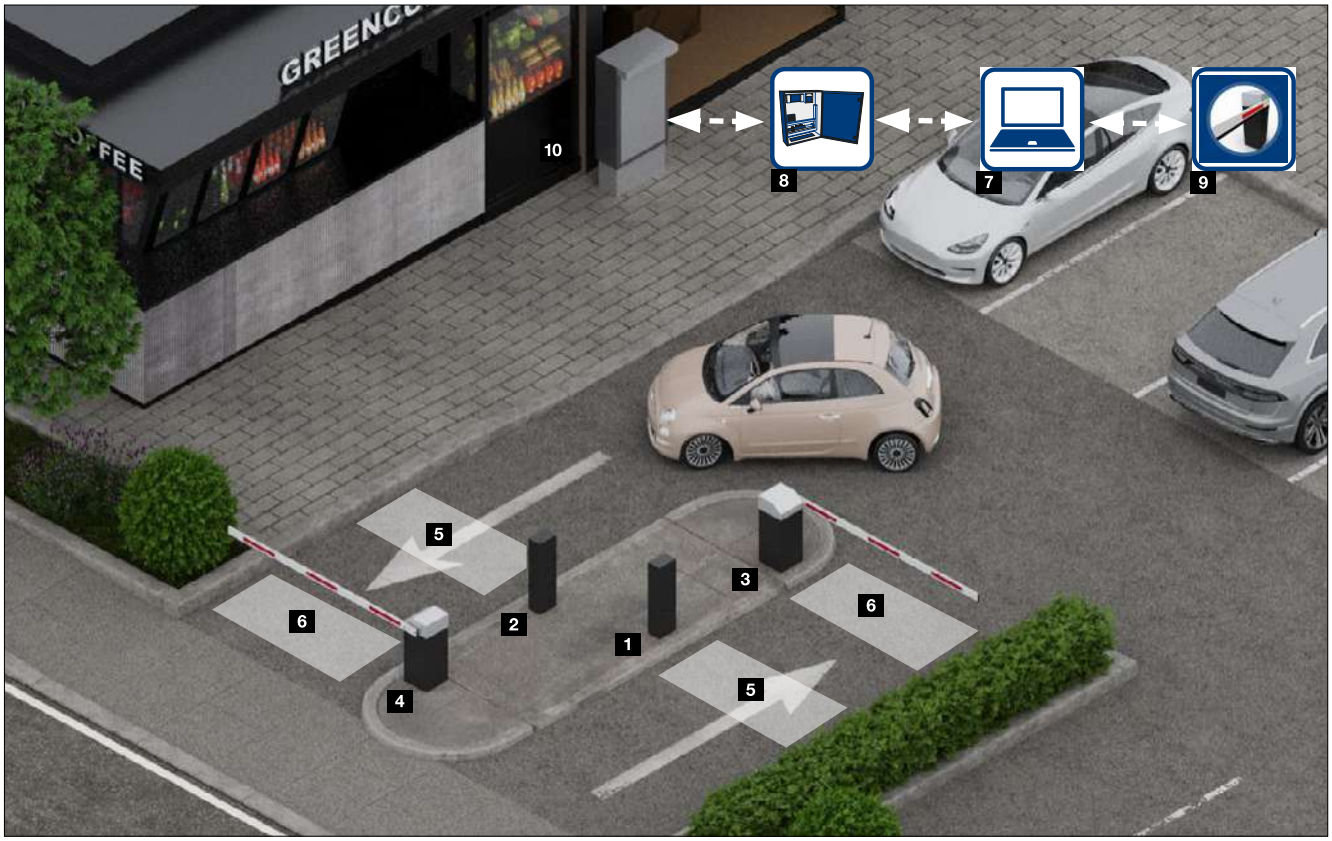

1 **Entry station**
2 **Exit station**
3 **Entry barrier**
4 **Exit barrier**
5 **Presence loop**
6 **Closing loop**
7 **Local network**
8 **Control box with central unit**
9 **Operating software WebControl**
10 **Automatic pay station**

Park LIVA
Park LIVA is a conventional parking space management system with entry / exit station, barrier and automatic pay station. Thanks to the modular design, even large car parks / multi-storey car parks can be equipped.

Due to the fast ticket processing at the entry and exit stations and the optional use of the vehicle number plate as a parking ticket, Park LIVA is particularly suitable for high usage frequencies.

The optional WebControl management software and the option of remote access to all system components offer the operator a high level of service convenience. Individual and customer-specific analyses can be created quickly for different report data (parking duration, parking fees, remuneration). The easy export of data facilitates the further processing of the data in external applications.

Advantages
- Parking management system for high usage frequency and any car park size
- The right automatic pay station for every customer requirement
- Fast ticket processing at all stations and automatic pay stations
- Simple management with WebControl
- Convenient service thanks to remote maintenance
- For short- and long-term users

Entry and exit stations equipment

1 High-contrast colour display
The 5.7” TFT colour screen displays informational texts to facilitate operation.

2 Animated ticket request button
The ticket request button at the entry station begins flashing in green when a vehicle is detected driving through the induction loop.

3 Animated ticket collection
A flashing arrow at the entry station prompts the customer to insert the parking ticket. The ticket collection function can also be used for long-term parking tickets.

4 Optional QR / RFID transponder reader
For long-term users with QR or RFID long-term parking tickets, the entry and exit stations can be equipped with a corresponding barcode reading unit.

	Entry station Park LIVA	Exit station Park LIVA
Dimensions / technical data		
Dimensions (W × H × D):	425 × 1205 × 410 mm	425 × 1205 × 410 mm
TFT colour display	5.7”	5.7”
Control buttons	1	–
Animated ticket request	●	–
Animated ticket collection	–	●
Integrated barrier control	●	●
Integrated heating	●	●
Intercom	○	○

● = Standard equipment ○ = Optional equipment – = Not available

Park LIVA
Automatic pay stations

Automatic pay station
- Barcode reading unit for billing the parking fees via a barcode ticket
- Issue of receipts

	Automatic pay station HK 200 "Cashless"	Automatic pay station HK 300	Automatic pay station HK 500
Dimensions / technical data			
Dimensions (W × H × D):	425 × 1805 × 415 mm	650 × 1780 × 300 mm	860 × 1905 × 500 mm
TFT colour display	5.7"	5.7"	12.1" with touch screen
Control buttons	3	3	Touch operation
Card payment terminals	●	○	○
Animated ticket collection	●	●	●
Coin and banknote processing	–	●	●
Integrated heating	●	●	●
Intercom	○	○	○

● = Standard equipment ○ = Optional equipment – = Not available

Automatic pay station equipment

1 High-contrast colour display
The high-contrast 5.7" TFT colour display is operated via three buttons on the side. Optionally, a 12.1" TFT colour display with touchscreen can be installed (e.g. for applications with number plate recognition).

2 Easy-to-understand operator guidance
Easily recognisable pictograms, e.g. for coins and banknotes, facilitate the use.

3 Animated ticket collection
A flashing arrow prompts the customer to insert the parking ticket.

4 Coins and banknotes
As standard, the HK 300 and HK 500 automatic pay stations are supplied with a coin slot and banknote insertion, as well as intelligent cash processing.

5 Card payment or payment via NFC
The payment terminal allows contactless payment by debit or credit card.

1

2

3

4

5

Park LIVA

Parking management system with optional number plate recognition

Number plate recognition for paid parking

The digital parking ticket with vehicle number plate recognition enables fast and contactless parking management at entry and exit stations. The vehicle number plate is recognized by the camera upon entry (HCAM Basic, HCAM Dome or HCAM Smart, see p. 42) 1. After paying the parking charge at the automatic pay station, the parking customer proceeds to the exit and leaves the parking area via the automatically opening barrier thanks to vehicle number plate recognition 3. Once the parking process is complete, the encrypted vehicle number plate is deleted from the database in compliance with the GDPR.

Parking fee payment at the automatic pay station 2
The number plate can be entered conveniently and easily at the automatic pay station via the 12.1" TFT colour display with touch screen. Clear and self-explanatory menu navigation makes it easier for the car park user to complete the payment process.

Car park user guidance at all stations
The entry and exit stations serve as information panels for your car park users and as a fallback solution in case the licence plate cannot be recognized due to external influences such as dirt, snow or damage. In this case, short-term users then receive a parking ticket while long-term users fall back on their parking ID, e.g. barcode or RFID card. This customer-friendly system ensures controlled access to the parking area.

1 3

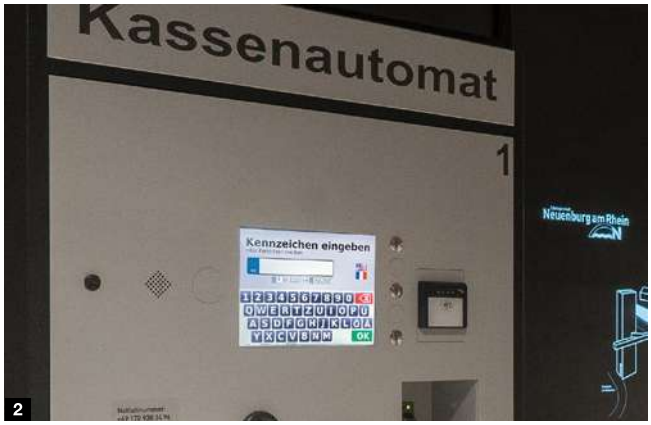

2

Advantages of number plate recognition for Park LIVA

- Number plate used as parking ticket
- Short-term users only need a parking ticket if the number plate is not recognised (e.g. in case of heavy soiling)
- Secure data recording through encrypted transmission
- Cost reduction and environmentally conscious processing by doing away with parking tickets
- Fast processing of short-term and long-term users at entry and exit stations
- Reduced maintenance and follow-up costs
- Convenient parking processing for your customers
- Payment at the automatic pay station by entering the number plate via touch display
- Convenient and simple evaluation via WebControl
- Retrofitting into an existing Hörmann Park LIVA system possible

Optional concession rate system

Park ticket hole puncher 1
The parking ticket is perforated once for a discount or tariff change.

Remuneration printer “online” 3
The online remuneration printer allows any number of discounts or tariff changes.

Remuneration printer “offline” 2
Two discounts or tariff changes can be made by printing barcodes.

Remuneration ticket 4
A bonus ticket is a coupon for the parking fee. The bonus ticket can be used for a discount or tariff change.

1

2

3

4

Hörmann.
For Life.

Thanks to their superior quality, Hörmann products ensure that industrial buildings as well as construction projects function sustainably, reliably and economically. They are a crucial part of your building – and will remain so for life.

INDUSTRIAL DOORS. LOADING TECHNOLOGY. SLIDING DOORS. CONSTRUCTION PROJECT DOORS. PERIMETER PROTECTION SYSTEMS.

Some of the products shown are equipped with special equipment and do not always correspond to the standard versions. The surface finishes and colours shown are subject to the limitations of the printing process and cannot be regarded as binding. All RAL colours are based on the RAL colour chart. Protected by copyright. No part may be reproduced without our prior permission. Subject to changes.

Issue 12.2024 / Print 12.2024 / HF 87241 EN / SAP 361284 / PDF / Printed on 100% recycled paper

HÖRMANN