UP-AND-OVER GARAGE DOORS

Secure break-in resistance equipment thanks to standard rotary catch lock

HÖRMANN

STEEL DOORS. The galvanized door leaves with polyester primer coating are optimally protected against adverse weather effects and corrosion right up to the cut edges. Our steel styles are available in inexpensive Traffic white as standard, in 7 equally-priced preferred colours as well as in about 200 colours based on RAL.

EXCLUSIVE DOOR DESIGN. With style 905, you can create a garage front to fit your own ideas and personal architectural style. A steel frame construction for on-site infill is a solid technical basis to build on. You can pick an infill to fit your individual style. This way you can incorporate your garage door harmoniously into the overall look of your home's facade.

Style 902 is also available with a practical wicket door that provides you with good access to everything in the garage, without the need to open the entire door.

COLLECTIVE GARAGE DOORS. Up-and-over doors are also suitable for the secure locking of parking spaces in collective garages. Varied ventilation slot sizes ensure optimum ventilation.

TOP LEFT. Style 905 with on-site infill

BOTTOM LEFT. Steel door style 902 Window grey RAL 7040 with wicket door

BOTTOM RIGHT. Steel door style 914, Traffic white, RAL 9016



Equipment

For a secure and long-lasting door function

ift ZERTIFIZIERT





Track guide with unique track well
The precise track guide 1 prevents the door leaf from derailing and also ensures smooth, quiet door travel thanks to wear-resistant plastic rollers. When the door is opened completely, it is cushioned by the stop and comes to a safe, reliable halt in the track well 2.

Comfortable closing and protection against trapping
Due to the specially shaped lever arm 3 the door pulls itself shut when closing. Flexible plastic rails between the door leaf and frame (no steel on steel), as well as additional protective caps over the lever arms, ensure effective protection against trapping.

Multiple spring safety system 4
If one of the springs breaks, the other intact springs support the door. The distance between the spring windings is so minimal that even children's fingers are protected from getting caught.

Break-in-resistant locking
Thanks to the unique rotary catch lock 5, the door leaf corners are fixed firmly to the frame, making forced opening practically impossible. You can additionally equip the door with top locking using an easy-to-fit retrofit kit.

Optional RC2 kit*
An additional safety lock and a fitting kit for the top frame offer a high level of RC2 security 6 and are tested and certified in accordance with DIN / TS 18194.

Stable door construction
The wide, galvanized block frame 7 and horizontal door leaf reinforcements 8 give the Hörmann up-and-over garage door high stability.

Well protected
The standard bottom threshold rail 9 offers protection from rain and storms. In garages without a threshold, an optional flexible, weather-resistant rubber bottom profile helps keep out passing debris.

Compensation panels and modernisation panels
Should your garage opening be higher and wider than the inexpensive standard sized garage door, simply adjust the sides and the lintel with panels matching the door. If the brickwork is damaged while removing the old door, modernisation panels 10 ensure a clean result without the need for further plastering.

* Available for styles 902, 941, 957 and 990

Steel doors



Style	902 [1]	905	914
Traffic white RAL 9016, 7 preferred colours, RAL to choose	•		•
Wicket door and side door available	•		
Ideal for underground and collective garages			•
Max. width (mm) Max. height (mm)	3250 (5000 [1]) 2750	3000 (5000 [1]) 2500	3000 2750

[1] As up-and-over garage door N500 style 405 / 402; for more detailed information, please see the "Double and collective garage doors" brochure

Dimensions and fitting data

Door type N 80 for single garages

Arrangement of anchors

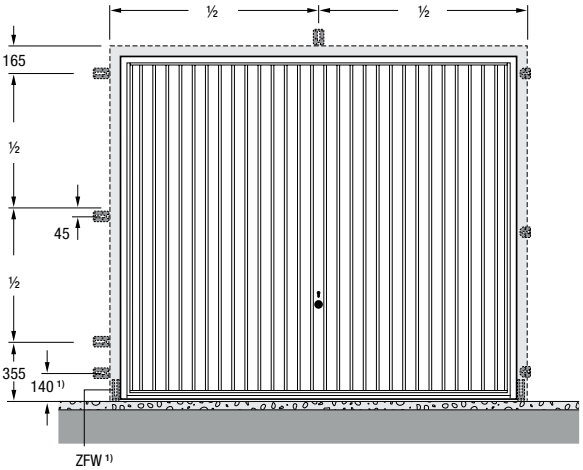

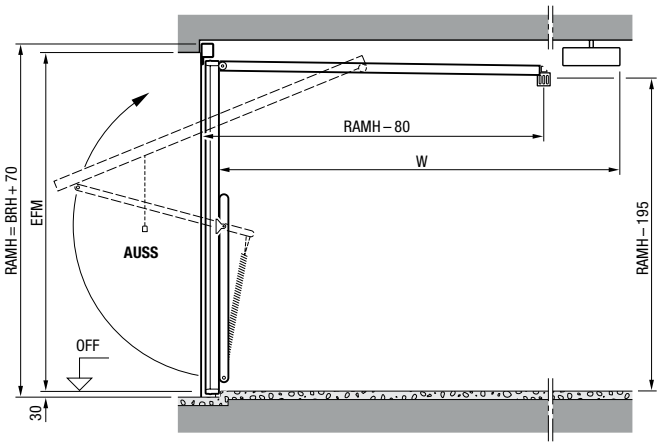

Size range



Standard sizes 1)

Ordering sizes		Overall frame dimension	Clear passage dimension 2)	Fitting behind the opening	Fitting in the opening
BRB	BRH	RAMB × RAMH	LDB × LDH	EFM width (EBB) × EFM height (EBH)	FM width × FM height
2250	1920	2355 × 1990	2110 × 1800	2250 (2215 – 2340) × 1920 (1890 – 1950)	2375 × 1970
	2000	2355 × 2070	2110 × 1880	2250 (2215 – 2340) × 2000 (1970 – 2030)	2375 × 2050
	2075	2355 × 2145	2110 × 1955	2250 (2215 – 2340) × 2075 (2045 – 2105)	2375 × 2125
	2125	2355 × 2195	2110 × 2005	2250 (2215 – 2340) × 2125 (2095 – 2155)	2375 × 2175
2375	1920	2480 × 1990	2235 × 1800	2375 (2340 – 2465) × 1920 (1890 – 1950)	2500 × 1970
	2000	2480 × 2070	2235 × 1880	2375 (2340 – 2465) × 2000 (1970 – 2030)	2500 × 2050
	2075	2480 × 2145	2235 × 1955	2375 (2340 – 2465) × 2075 (2045 – 2105)	2500 × 2125
	2125	2480 × 2195	2235 × 2005	2375 (2340 – 2465) × 2125 (2095 – 2155)	2500 × 2175
	2250	2480 × 2320	2235 × 2130	2375 (2340 – 2465) × 2250 (2220 – 2280)	2500 × 2300
	2375	2480 × 2445	2235 × 2255	2375 (2340 – 2465) × 2375 (2345 – 2405)	2500 × 2425
2500	1920	2605 × 1990	2360 × 1800	2500 (2465 – 2590) × 1920 (1890 – 1950)	2625 × 1970
	2000	2605 × 2070	2360 × 1880	2500 (2465 – 2590) × 2000 (1970 – 2030)	2625 × 2050
	2075	2605 × 2145	2360 × 1955	2500 (2465 – 2590) × 2075 (2045 – 2105)	2625 × 2125
	2125	2605 × 2195	2360 × 2005	2500 (2465 – 2590) × 2125 (2095 – 2155)	2625 × 2175
	2250	2605 × 2320	2360 × 2130	2500 (2465 – 2590) × 2250 (2220 – 2280)	2625 × 2300
	2375	2605 × 2445	2360 × 2255	2500 (2465 – 2590) × 2375 (2345 – 2405)	2625 × 2425
	2500	2605 × 2570	2360 × 2380	2500 (2465 – 2590) × 2500 (2470 – 2530)	2625 × 2550
	2750	2605 × 2820	2360 × 2630	2500 (2465 – 2590) × 2750 (2720 – 2780)	2625 × 2800
2625	2125	2730 × 2195	2485 × 2005	2625 (2590 – 2715) × 2125 (2095 – 2155)	2750 × 2175
2750	2000	2855 × 2070	2610 × 1880	2750 (2715 – 2840) × 2000 (1970 – 2030)	2875 × 2050
	2125	2855 × 2195	2610 × 2005	2750 (2715 – 2840) × 2125 (2095 – 2155)	2875 × 2175
3000	2000	3105 × 2070	2860 × 1880	3000 (2965 – 3090) × 2000 (1970 – 2030)	3125 × 2050
	2125	3105 × 2195	2860 × 2005	3000 (2965 – 3090) × 2125 (2095 – 2155)	3125 × 2175

You can find up-and-over garage doors N500 up to 5000 mm width and additional door styles in the double and collective garage doors brochure.

Fitting behind the opening

Horizontal view

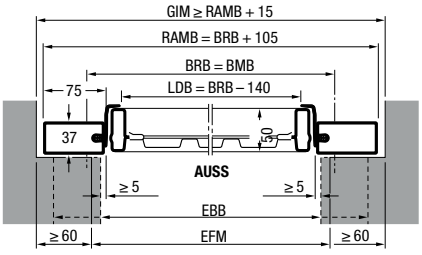

Vertical view
Door without threshold

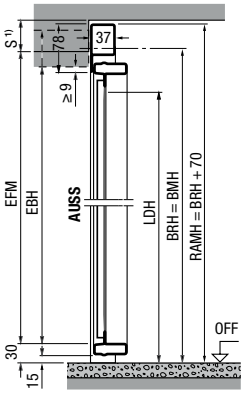

Vertical view
Door with threshold

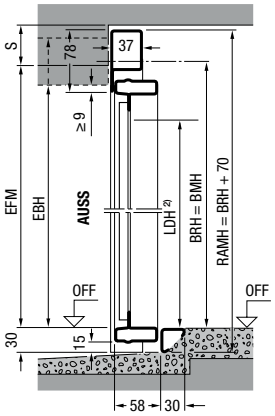

Fitting in the opening

Horizontal view

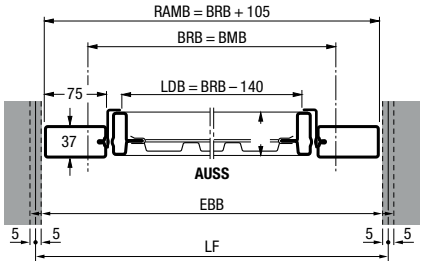

Vertical view
Door without threshold

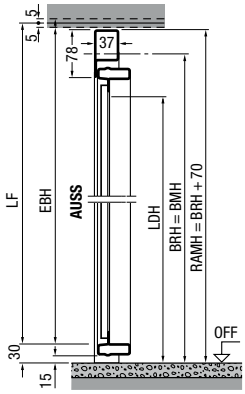

Vertical view
Door with threshold

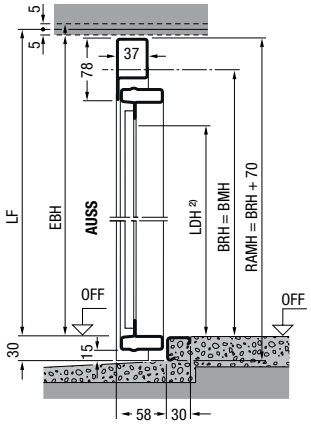

Explanations

BMB	Ordering size width
BMH	Ordering size height
BRB	Nominal size width
BRH	Nominal size height
RAMB	Overall frame dimension width
RAMH	Overall frame dimension height
LDB	Clear passage width
LDH	Clear passage height
GIM	Inside garage dimension
EFM	Recommended structural dimension
LF	Structural opening
FM	Structural dimension
EBB	Fitting area width
EBH	Fitting area height
OFF	Finished floor level
AUSS	Exterior
W	Overall length with operator ProMatic / SupraMatic: 3200 mm up to 2500 mm door height 3450 mm up to 2750 mm door height
S	Required headroom: With steel infill ≥ 50 mm Style 905, 941 ≥ 65 mm with timber infill ≥ 65 mm

Doors with modernisation panels
The structural width may be reduced by max. 10 mm. The structural height may be reduced by max. 10 mm if fitting with a threshold. Add 30 mm to the structural dimension for doors with continuous floor (frame from OFF).

1) Depending on the door style
2) LDH for door with threshold

Dimensions in mm

Dimensions and fitting data

Door type F80 for pre-fabricated garages

Arrangement of anchors

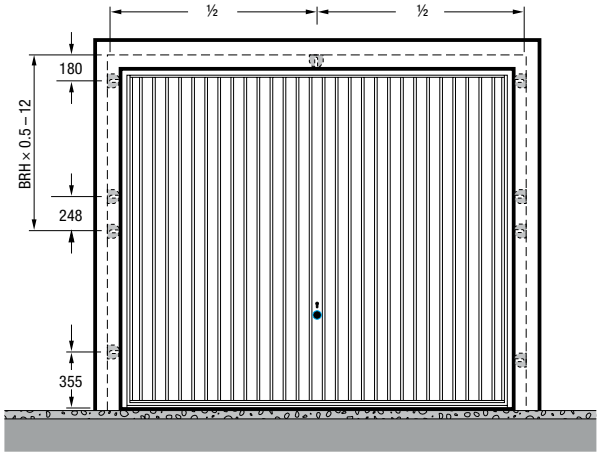

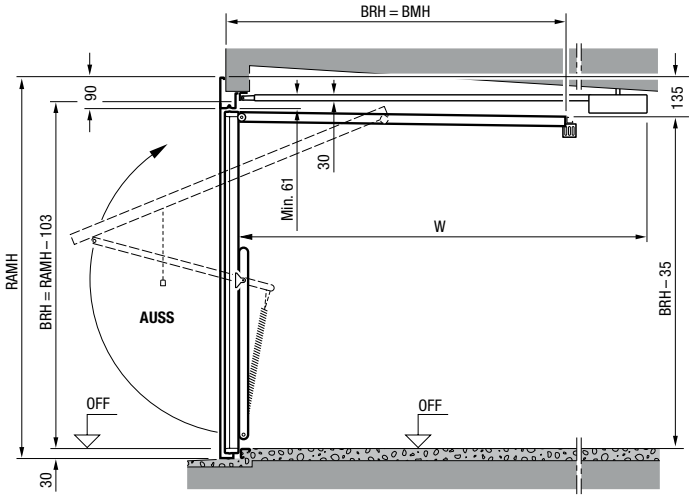

Standard sizes [1)]

Ordering sizes	Overall frame dimension	Clear passage dimension [2)]	Structural opening [1)] fitting area
BRB × BRH	RAMB × RAMH	LDB × LDH	Width × Height
2325 × 1905	2459 × 2008	2185 × 1785	2399 - 2439 × 1948 - 1968
2350 × 1935	2484 × 2038	2210 × 1815	2424 - 2464 × 1978 - 1998
2375 × 2045	2509 × 2148	2235 × 1925	2449 - 2489 × 2088 - 2108
2375 × 2075	2509 × 2178	2235 × 1955	2449 - 2489 × 2118 - 2138
2425 × 2075	2559 × 2178	2285 × 1955	2499 - 2539 × 2118 - 2138
2455 × 1905	2589 × 2008	2315 × 1785	2529 - 2569 × 1948 - 1968
2480 × 1935	2614 × 2038	2340 × 1815	2554 - 2594 × 1978 - 1998
2485 × 2045	2619 × 2148	2345 × 1925	2559 - 2599 × 2088 - 2108
2500 × 2075	2634 × 2178	2360 × 1955	2574 - 2614 × 2118 - 2138
2500 × 2100	2634 × 2203	2360 × 1980	2574 - 2614 × 2143 - 2163
2560 × 2125	2694 × 2228	2420 × 2005	2634 - 2674 × 2168 - 2188
2570 × 2125	2704 × 2228	2430 × 2005	2644 - 2684 × 2168 - 2138
2590 × 2075	2724 × 2178	2450 × 1955	2664 - 2704 × 2118 - 2138
2590 × 2125	2724 × 2228	2450 × 2005	2664 - 2704 × 2168 - 2188
2705 × 2125	2839 × 2228	2565 × 2005	2779 - 2819 × 2168 - 2188
2715 × 2075	2849 × 2178	2575 × 1955	2789 - 2829 × 2118 - 2138
2720 × 2200	2854 × 2303	2580 × 2080	2794 - 2834 × 2243 - 2263
2730 × 2125	2864 × 2228	2590 × 2005	2804 - 2844 × 2168 - 2188

Plug-and-screw fitting

Horizontal view
(min. 75 mm reveal depth)

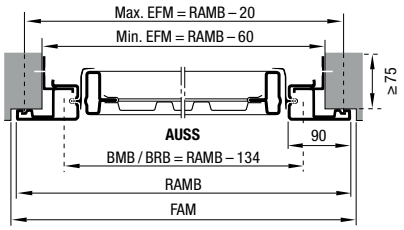

Vertical view
Door without threshold

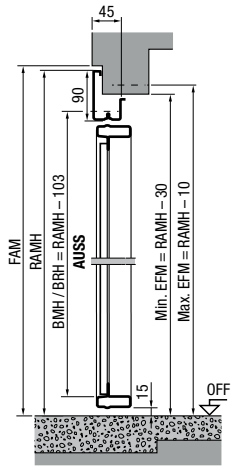

Vertical view
Door with threshold

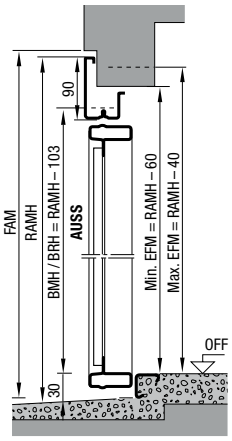

Clamp fitting

Horizontal view
(min. 50 mm, max. 100 mm reveal depth)

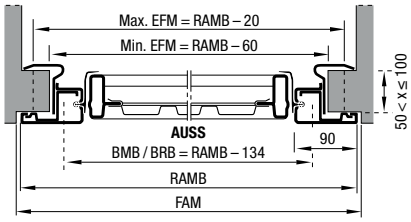

Vertical view
Door without threshold

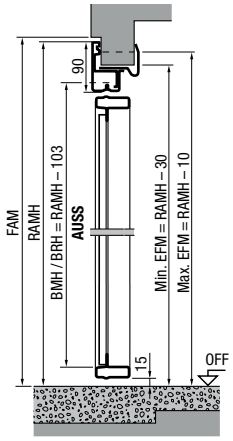

Explanations

BMB	Ordering size width
BMH	Ordering size height
BRB	Nominal size width
BRH	Nominal size height
RAMB	Overall frame dimension width
RAMH	Overall frame dimension height
LDB	Clear passage width
LDH	Clear passage height
W	Overall length with operator ProMatic / SupraMatic 3200 mm (up to 2500 mm door height)
OFF	Finished floor level
AUSS	Exterior
OW	Opening angle 180°

[1] Depending on the door style
[2] LDH for doors without threshold + 30 mm

Dimensions in mm

Dimensions and fitting data

Side doors

Single-leaf with corner frame

Vertical view door without threshold

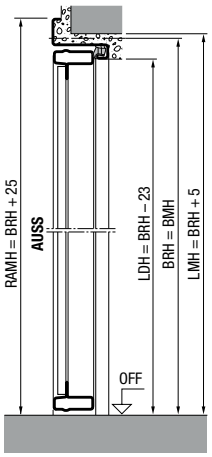

Horizontal view

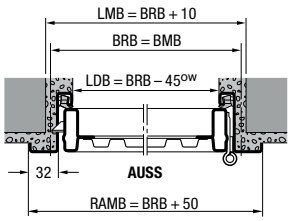

Double-leaf with corner frame

Vertical view door with threshold

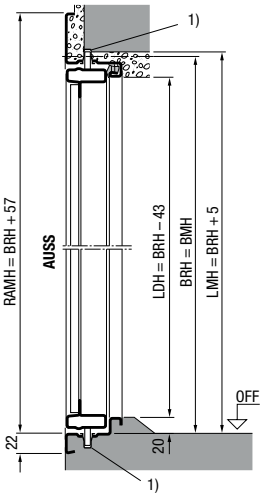

Horizontal view

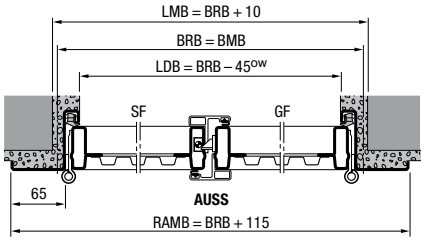

Single-leaf with 65 mm block frame

Vertical view door without threshold

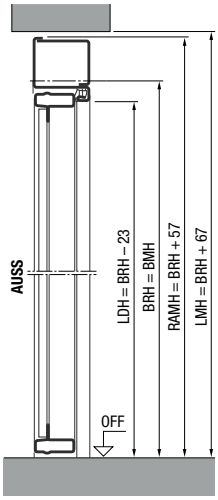

Horizontal view

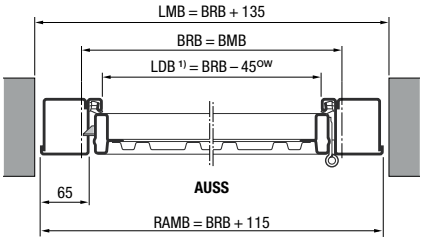

Standard sizes, single-leaf

Ordering size		Structural opening						Clear passage dimension		Lever height
		With corner frame		With 65 mm block frame		With 32 mm block frame / clamp-on frame		With threshold 2)		
BRB	BRH	LMB	LMH	LMB	LMH	LMB	LMH	LDB	LDH	From OFF approx.
875	1875	885	1880	1010	1942	945	1910	830	1837	990
	2000	885	2005	1010	2067	945	2035	830	1962	1050
	2125	885	2130	1010	2192	945	2160	830	2087	1115
1000	2000	1010	2005	1135	2067	1070	2035	955	1962	1050
	2125	1010	2130	1135	2192	1070	2160	955	2087	1115

Special sizes and versions on request, max. size range (BR): 1250 × 2375 mm.

Standard sizes with steel infill and on-site infill are supplied for external fitting as standard. Internal fitting is possible by reversing the hinges.
Styles with timber infill overlapping the frame are only possible with external fitting.

Size range for double-leaf side doors with corner frame or 65 mm block frame

Width (BRB) 1300 to 2500 mm
Height (BRH) 1750 to 2250 mm

As standard delivered for external fitting, traffic leaf on right-hand side, state on order if internal fitting or traffic leaf on left-hand side is required!

Double-leaf with 65 mm block frame

Vertical view door with threshold

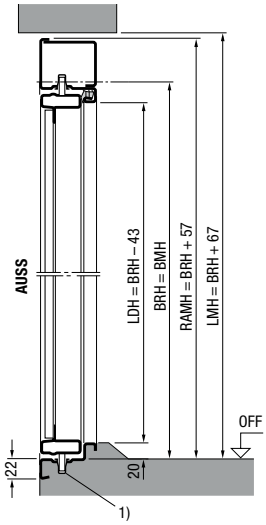

Horizontal view

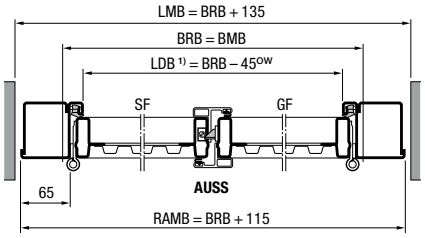

Single-leaf with 32 mm block frame

Vertical view door with threshold

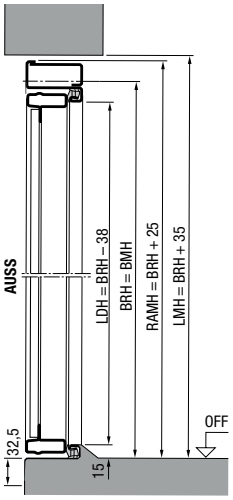

Horizontal view

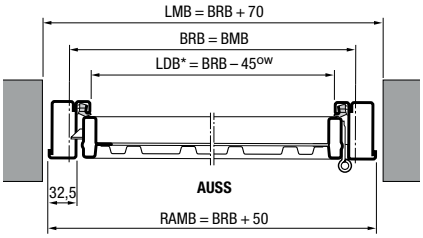

Single-leaf with clamp-on frame

Vertical view door with threshold

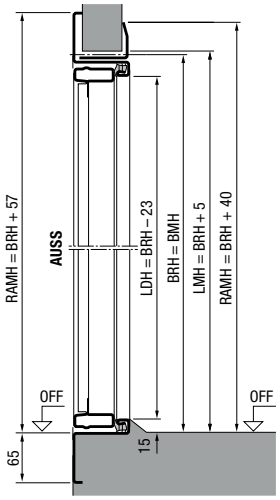

Horizontal view

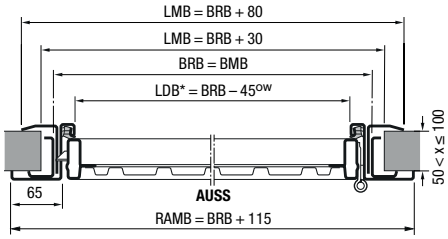

Fitting variants side doors

External fitting opening outwards
Single-leaf

Left-hand hinged Right-hand hinged

Double-leaf

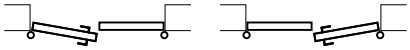

Traffic leaf Left-hand hinged Traffic leaf Right-hand hinged

Internal fitting opening inwards
Single-leaf

Left-hand hinged Right-hand hinged

Double-leaf

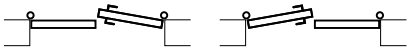

Traffic leaf Left-hand hinged Traffic leaf Right-hand hinged

Please note:
With doors fitted on the inside, the threshold angle or transport angle must always be removed and a water run-off to the outside must be provided. Doors on the weather side are preferably fitted externally.

Dimensions in mm

Explanations

BMB	Ordering size width
BMH	Ordering size height
BRB	Nominal size width
BRH	Nominal size height
LMB	Structural opening width
LMH	Structural opening height
RAMB	Overall frame dimension width
RAMH	Overall frame dimension height
LDB	Clear passage width
LDH	Clear passage height

The clear passage width is reduced if the opening angle is less than 180°.

OFF	Finished floor level
AUSS	Exterior
OW	Opening angle 180°
SF	Fixed leaf
GF	Traffic leaf

1) Recess on-site in the area of the U-shaped latch in rebate
2) LDH for side door without threshold, single-leaf + 15 mm, double-leaf + 20 mm

Hörmann.
For Life.

Whether you are building your home or modernising it, you desire a place full of joy, security and relaxation. Thanks to their sustainable and particularly durable quality, Hörmann products will become a reliable part of your home – made to last for generations.

GARAGE DOORS. GATE AND DOOR OPERATORS. SMART HOME SYSTEMS. ENTRANCE DOORS. RESIDENTIAL INTERNAL DOORS. LOFT DOORS. STEEL DOORS. DOOR FRAMES. STORAGE SPACE SYSTEMS.

Some of the products shown are equipped with special equipment and do not always correspond to the standard versions. The surface finishes and colours shown are subject to the limitations of the printing process and cannot be regarded as binding. All rights reserved. No part may be reproduced without our prior permission. Subject to changes.

Issue 06.2024 / Print 12.2024 / HF 86301 EN / PDF / Printed on 100% recycled paper

HÖRMANN